



## Hexadome and Hexadome Village

Dramatic curves and a distinctive style that make a statement.

When your event needs to go beyond ordinary, our striking hexadome tents are the perfect solution. The Hexadome 100m<sup>2</sup> and 175m<sup>2</sup> are six-sided, modular tents with semi-translucent fabric that allow diffused light to penetrate the surface and allow mounts up to 1300+ lbs. from the center of roof—no center poles or guide ropes. Our hexadome tents feature multiple tent configurations for maximum creativity.




Luxury Tent Rental & Leasing

860.547.0773






[www.euphoriaevents.com](http://www.euphoriaevents.com)



## Hexadome Dimensions








### HEXADOME 100m<sup>2</sup>

overall width		41 ft
narrow width		35 ft
entry width		20 ft
height		17 ft
entry height		7 ft

- 2 1/2 hours to set up
- Covers 1,300+/- sq. ft.
- Brandable

### HEXADOME 175m<sup>2</sup>

overall width		54 ft
narrow width		47 ft
entry width		27 ft
height		23 ft
entry height		8 ft

- 3 hours to set up
- Covers 2,315+/- sq. ft.
- Brandable

**ALSO AVAILABLE: Joiners, Sidewalls, and Ballast Anchors.**